

SPECIFICATIONS
PARTICLE SENSOR
KS-18FX

RION CO.,LTD.

3-20-41 Higashimotomachi, Kokubunji, Tokyo 185-8533, Japan

Outline

The KS-18FX is a sensor which uses the light scattering method for measuring the particle number concentration in liquid. The particle count is determined for various sizes. Sample fluid contacting parts are made of sapphire and PFA, allowing direct measurement of hydrofluoric acid.

By connecting the KS-18FX to the controller KE-40B1, a liquid-borne particle counter system with up to ten size ranges can be created.

Using the KE-40B1, it is also possible to freely specify the size ranges 0.04 μm to 0.15 μm for particle detection. The factory default setting is four channels ($\geq 0.04 \mu\text{m}$, $\geq 0.08 \mu\text{m}$, $\geq 0.1 \mu\text{m}$, $\geq 0.15 \mu\text{m}$).

The rated flow rate is 10 mL per minute, and counting efficiency is 3%. The effective flow rate at which particles are detected and measured is the rated flow rate multiplied by the counting efficiency, i.e. 0.3 mL per minute.

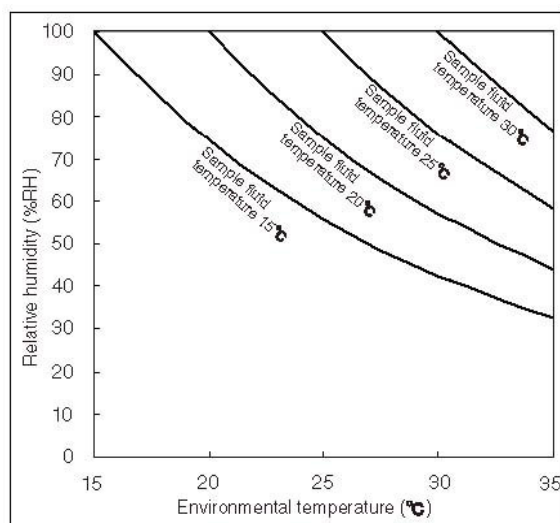
The KS-18FX does not have measurement controls or a display for measurement results. It is designed to be used under control of a separate controller KE-40B1 which also supplies power to the KS-18FX. The KS-18FX incorporates a leak sensor. If a leak is detected, an alarm output can be activated. As the KS-18FX does not incorporate a flow control circuit for the sample fluid, the flow rate of the sample fluid must be controlled by external means.

Specifications

Optical system	90° sideway light scattering method
Light source	Diode pumped solid state laser (rated output 500 mW; wave length 532 nm)
Laser product class	Class 1, IEC 60825-1 (2007) Internal particle detection mechanism uses Class 4 laser
Collecting optics	Spherical lens
Light detector	Silicon photodiode
Allowable sample fluid type	Fluids which do not corrode the fluid contact materials
Calibration	By polystyrene latex (PSL) particles with refractive index 1.6 in pure water The particles for calibration are traceable to the NIST (National Institute of Standards and Technology) standard
Minimum detectable particle size	0.04 μm (with spherical particles of refractive index 1.6 in pure water)
Measurable particle size range	0.04 μm to 0.15 μm (with spherical particles of refractive index 1.6 in pure water)
Size range	Freely settable to 0.04 to 0.15 μm (Up to 10 channels in 0.01 μm steps can be set with controller)

	KE-40B1. Upper limit for smallest particle size channel (CH 1) is 0.08 μm)
	The factory default setting is four channels ($\geq 0.04 \mu\text{m}$, $\geq 0.08 \mu\text{m}$, $\geq 0.1 \mu\text{m}$, $\geq 0.15 \mu\text{m}$)
Flow rate	10 mL/min
Sample inlet (INLET) / sample outlet (OUTLET)	2×4 dia. flared tube joint
Purge gas	In the cases listed below, the interior of the unit should be cleaned with purge gas to prevent adverse effects on the optical system and electrical circuitry If the optional purge air unit is installed, there is no need to supply purge gas
	<ul style="list-style-type: none"> - If the cleanliness of usage environment is lower than classification of air cleanliness class 6 defined by ISO 14644-1. - If the temperature of the sample fluid is lower than the environmental temperature, so that moisture condensation may occur on the flow cell. - If there is the possibility that corrosive gases in the vicinity may intrude into the unit. - If there is the possibility that corrosive gases in the sample fluid may permeate through the internal tube.
Purge air port	One-touch type joint for dia. 6 tube
Purge gas requirements	<ul style="list-style-type: none"> - Dry clean air or nitrogen gas - Temperature +15°C to +35°C - Flow rate 5 L/min to 10 L/min
Sample pressure range	300 kPa or less (gauge pressure)
Sample temperature range	+15°C to +35°C (no moisture condensation on flow cell)
Materials of parts exposed to sample	Sapphire, PFA
Counting efficiency	3% \pm 1% (Determined by comparative measurement with suspension of 0.15 μm range PSL particles in fluid with refractive index of 1.26 to 1.43 related to the light source wavelength, using standard unit (particle counter))
Effective sampling flow rate	0.3 mL \pm 0.1 mL/min (Determined by comparative measurement with suspension of 0.15 μm range PSL particles in fluid with refractive index of 1.26 to 1.43 related to the light source wavelength, using standard unit (particle counter))
Maximum particle number concentration	30,000 particles/mL (coincidence loss is 10% or less)
False count rate	Average 0.6 particles/mL or less (measured with light source off, in order to limit measurement to noise from sources other than

	particles)
Warm-up time	Max. 15 minutes (after power-on) Max. 5 minutes (from receiving laser-on command in measurement pause/laser off condition)
Indicators	Two color light emitting diode
PARTICLE MONITOR	Briefly flashes green when particles of minimum detectable particle size or above are detected
LIQUID LEAK	Lit (green) during normal operation Lit (red) when leak is detected within chassis
CELL	Lit (green) during normal operation Lit (red) when flow cell is contaminated, condensation occurs or particle number concentration in sample fluid exceeded maximum particle number concentration
LASER	Off when light source is off Lit (green) during normal operation Flashing (green) when laser current has increased above a certain threshold (light source nearing end of service life; maintenance within 1 month recommended) Lit (red) when light source temperature is not normal Flashing (red) when light source output is not normal Off when light source is off
POWER	Lit (green) while power to unit is on
Input/output connectors	
CONTROLLER	For connection of controller KE-40B1
LIQUID LEAK ALARM	Shorted during normal operation, open when internal leak is detected (accepts electric wire with a 1.25 mm ² cross section (AWG16)) Maximum load: 30 V DC, 1 A
Installation inclination angle	Max. 2° (range for normal operation of internal leak sensor)
Environmental conditions for operation	+15°C to +35°C, 80% RH or less. (no condensation) The graph below plots environmental temperature and relative humidity for different sample fluid temperatures. In the region to the top right of the respective curve, condensation on the flow cell may occur



Environmental conditions for storage

-10°C to +50°C, 90% RH or less. (no condensation and no freezing in internal piping)

Power

12 V DC (supplied via controller KE-40B1)

Electric power consumption

90 VA

Environmental Requirements

Operation Environments

Indoor Use Only

Altitude

Up to 2000 m

Overvoltage Category II (when connected to controller KE-40B1)

Pollution Degree

2

Protection Class

I

Dimensions

157 (H) × 277 (W) × 462 (D) mm (maximum)

147 (H) × 272 (W) × 442 (D) mm (excluding protruding parts)

Weight

Approx. 12 kg

Supplied Accessories

Tube A vacuum pack 1

(2×4 dia., 1.5 m flared PFA tube 2, union joint 1)

Connection cable A (1 m) KS-42-125 1

Instruction manual 1

Instruction sheet for “Transport and Installation” 1

Liquid-borne particle counter usage precautions 1

Inspection certificate 1

Options

Controller KE-40B1


Purge air unit

Replacement of consumables

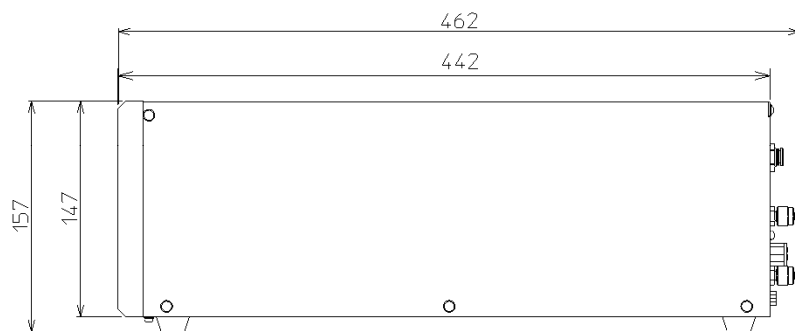
Laser, Flow cell, Air packing for the case

Calibration interval

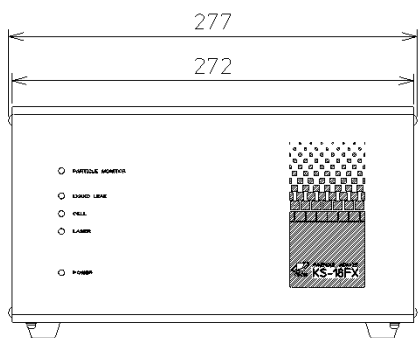
One year



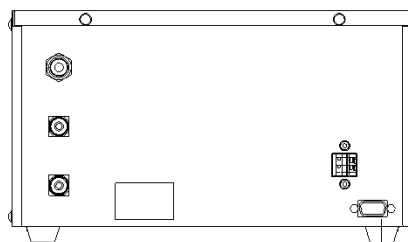
Top View



Right Side View



Front View



Rear View

Unit: mm

Dimensional drawings

Specifications Subject to change without notice